

NORTH MEMORIAL AMBULATORY SURGERY CENTER AT MAPLE GROVE HAND HYGIENE

PURPOSE

Hand hygiene is the single most important way of preventing infection. This policy and procedure outlines expectation for team members to provide safe patient care and reduce the spread of infectious agents in the healthcare setting. We follow recommendations from CDC and MDH and perform audits to ensure compliance.

POLICY

- A. All team members must follow facility hand hygiene expectations. Hand hygiene should be completed at the following times:
 - 1. Before and after patient contact
 - 2. Before performing a clean or sterile task
 - 3. After the risk for blood or body fluid exposure
 - 4. After contact with patient surroundings
 - 5. When hands are visibly soiled
 - 6. Before and after eating
 - 7. After using the restroom

- B. Customers are educated on hand hygiene and asked to participate as a means to reduce the spread of infectious organisms.

- C. Team members may be restricted from direct patient care duties if they have breaks in skin integrity or infections of the nails, hands, or arms.

- D. Artificial nails or enhancements on staff that have direct patient contact, who prepare instruments for sterile procedures or who prepare sterile pharmaceuticals is prohibited.
 - 1. Nails are to be kept short (1/4 inch of white visible above the quick).
 - 2. Nails are to be kept clean.
 - 3. Nail polish in good repair is permitted.

- E. Jewelry should be minimal
 - 1. Wrist jewelry, other than a watch, is not to be worn by direct hands-on team members.
 - 2. Rings should be kept to a minimum (one per hand) by direct hands-on customer care team members and are restricted in sterile fields.

- F. Hand hygiene facilities (handwashing sinks or alcohol-based hand rub) are located in convenient locations in patient care areas to support the hand hygiene expectations.

PROCEDURE

- A. Hand hygiene is to be performed using soap and water when hands are visibly soiled following this order:
- a. Remove jewelry from hands and wrists
 - b. Wet hands thoroughly with water
 - c. Apply the amount of soap needed to cover all surfaces of the hands
 - d. Rub hands together vigorously cover all surfaces of the hands and fingers for at least 15 seconds
 - e. Rinse with water to remove all soap
 - f. Dry hands thoroughly
- B. When hands are not visibly soiled, perform hand hygiene using an alcohol-based hand rub in the following order:
- a. Remove jewelry from hands and wrist
 - b. Apply the amount of alcohol-based hand rub recommended by the manufacturer
 - c. Rub hands together, covering all surfaces of the hands and fingers until dry
- C. Surgical hand antisepsis is performed before donning sterile gowns and gloves for an operative or invasive procedure.
- a. Perform a surgical hand antisepsis using a surgical hand scrub in the following order:
 - i. Remove jewelry from hands and wrists
 - ii. Don a surgical mask
 - iii. If hands are visibly soiled, wash hands with soap and water
 - iv. Remove debris from underneath fingernails using a disposable nail cleaner under running water
 - v. Apply the amount of surgical hand scrub product to cover the hands and forearms, using a soft, nonabrasive sponge
 - vi. Visualize each finger, hand, and arm as having four sides. Wash all four sides effectively keeping hands elevated
 - vii. Discard sponge
 - viii. Rinse hands and arms under running water in one direction from fingertips to elbows and away from surgical attire
 - ix. Hold hands higher than elbows and away from surgical attire
 - x. Dry with a sterile towel in the procedure room

DEFINITIONS




Hand hygiene: any activities related to hand condition and cleansing.

**SECTION 9000: INFECTION CONTROL
POLICY 9005**


Alcohol-based hand rub: an alcohol-containing preparation designed for application to the hands to inactivated microorganisms and temporarily suppress their growth.

Surgical hand antisepsis: hand wash or rub using a surgical hand antiseptic, performed preoperatively by the surgical team to remove transient flora and reduce resident skin flora.

APPROVED HAND HYGIENE PRODUCTS

Product	Form	Indications and Instructions for Use	Active Ingredient	Picture
3M Avagard	Liquid	Surgical hand antisepsis before donning sterile gowns and gloves for operative and invasive procedures (AORN Guidelines for Hand Hygiene) 3 total pumps (1 for each hand, up to elbow. Followed by 1 final pump to cover all surfaces of hands.	1% CHG 61% Alcohol	
Ecolab Scrub-Stat 2%	Liquid	As above Apply 5 mL to wet hands/forearms for 3 min, rinse with water, then apply 5 mL for additional 3 min scrub (6 min total scrub)	2% CHG	
Ecolab Quick-Care Hand Sanitizer	Foam	Hand sanitizing before and after patient contact, after contact with patient environment, before a clean/aseptic technique, after blood/body fluid exposure (WHO 5 Moments of Hand Hygiene) 1 pump w/ enough product to keep all surfaces of hands wet	62% Alcohol	

**SECTION 9000: INFECTION CONTROL
POLICY 9005**

		for 15 seconds		
Ecolab Bacti-Foam Soap	Foam	Hand washing 1 pump, lather over all surfaces of hands	0.3% Triclosan	

Reference

2020 AORN Guidelines for Perioperative Practice Hand Hygiene Pgs. 273-297